



***Proven on the Street and
at over 220 mph
on the
Bonneville Salt Flats***



***Independent
Suspension
Specialists
Since 1969***

KUGEL KOMponentS

Kugel IFS

- All Original - All Kugel
- '34 Ford model shown
- Not a Mustang II IFS

Starting at
\$2935*



Cast Stainless Steel A-arms
Polish & Chromed as shown **\$4090***
(Show model shown)

Often copied, but unmatched in quality, engineering, appearance, ride & service. All Kugel front ends come standard with **stainless steel spindle assembly at no extra cost**. A-arms with E-Z Eccentric™ alignment, Wilwood Aluminum Calipers, Aluminum shocks, Eibach Springs, balljoint covers, heavy gauge steel crossmember, rack and pinion rear mount steering and **sway bar at no extra cost**.

*Additional charge for some vehicle models.

Optional Items

Stainless Steel Tube A-arms Add **\$315**
Cast Stainless Steel A-arms Add **\$470**

Polish & Chromed Option (Shown) Includes: Chrome steel A-arms or polished stainless steel A-arms, polished spindle assembly, polished rotor cover, polished calipers, chrome springs & swaybar & polished stainless steel hardware. Add **\$680**

Eccentric alignment style

Wilwood calipers, 11" vented rotors standard

NEW Shim alignment style- call for applications

Aluminum rotor covers standard

Plain or show polish & chromed

Check out our website kugelkomponents.com

Stainless steel tubular a-arm optional

Plain steel tubular a-arm standard

NEW Style Stainless Steel Uprights Kugel Exclusive standard

Bigger Wilwood 13" rotors & calipers optional

Adjustable billet shocks standard

Swaybar standard

IFS SYSTEMS

Tube Type A-arms

Prior to the cast stainless steel A-arm model, we developed this tubular mild steel or stainless A-arm model. *All other features are the same as our top of the line model.*

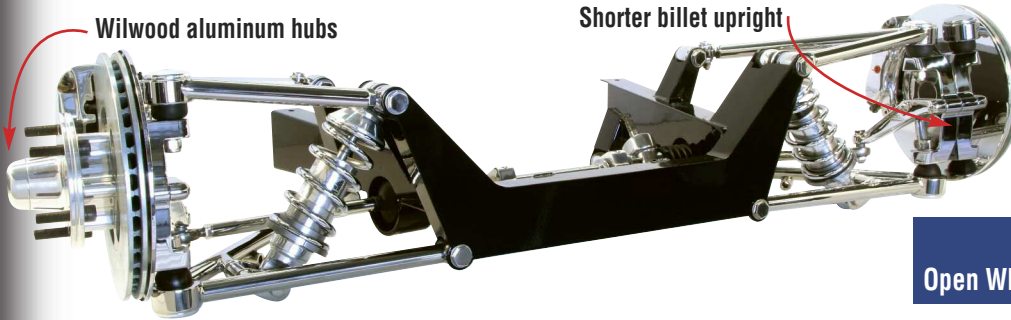


Plain Mild Steel Tube A-arm IFS (shown)
\$2935*

Plain
Stainless Steel
Tube A-arm IFS
\$3250*

Plain
Stainless Steel
Cast A-arm IFS
\$3405*

*Additional charge for some vehicle models.



Wilwood aluminum hubs

Shorter billet upright

Open Wheel IFS

For pinched & lengthened '32 Ford only for that sleek, long, low look.

Show Model \$4725


Also Available in "Clip" Form
Open Wheel IFS \$5565 Indy Style \$6300

Indy Style

The ultimate open wheel front end for pinched & lengthened '32 Ford frames and that all out aggressive Indy inboard coil over style.



Show Model \$5250

Prices do not include shipping and handling. CA residents add sales tax. Prices subject to change without notice.



SHOCK MOCK-UPS

These mock-ups take the place of those scrap lengths of metal or shocks and/or coil-overs usually used during the mock-up and build. Quality built, silver zinc plated to last years. Combined hole spacing allows adjustments at 1/4" increments.



3 Sizes to Choose From

Short: 7 1/2" to 12 1/2"

Medium: 9 1/4" to 14 3/4"

Long: 12" to 16 3/4"

\$59.95 PAIR

Clevis Pin and Spring Clip for easy operation

Combined hole spacing allows adjustments at 1/4" increments

Mounting holes at both ends for 1/2" and 5/8" bolts



Precision laser cut, formed, & TIG welded 1/8" steel outer body

Precision Laser Cut 3/8" Steel Inner Strut

Extra Pair of Inner Bars
Only \$25 PAIR

KUGEL KOMPONENTS

For most cars, trucks
& custom builds -
just ask

IRS Systems

starting at
\$5495

Single or Dual*
Shocks Per Side

NEW Style Housing*

Cast Stainless
Steel Lower Arms*

\$9445
as shown

Our IRS comes
completely
assembled in
one crate -
not a bunch of boxes
of loose parts.

\$10,170 as shown

Radius Rods and Pinion Support
Bars Included. (Not pictured)

Polished Aluminum*

Ford 9" 3rd Member

Single or Dual
E-Brake*

Extreme Duty
Lower Arms*

*Optional Items

Quick Change IRS Also Available

\$14,150 as shown

Chrome Bearing
Assembly*

Polish and Chrome Available*

Brake Hose Junction
Block Kit*


Custom Built to Your Specs

Look closely at the
quality of components,
the attention to detail and
willingness to build you
want you need.
There is no comparison!

We Do Complete Chassis Too!

All chassis have Kugel independent front and
rear suspensions; available in plain or show
chrome and polish for '32 to '40 Fords.

Starting at **\$12,990**



*We do
Custom Builds!
call for more info*

IRS SYSTEMS

IRS System

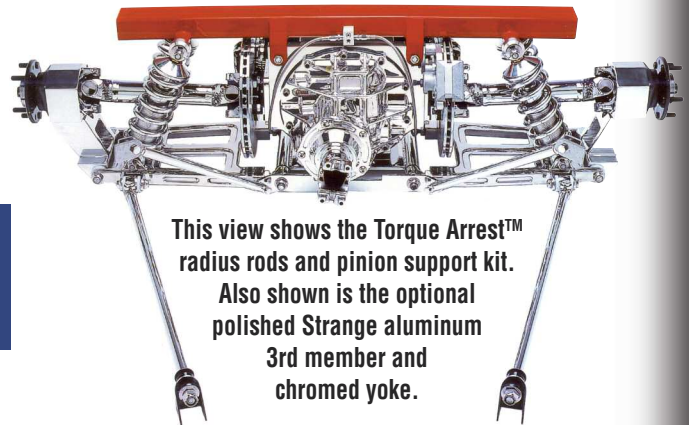
- Ready to install, completely assembled
- Pre-aligned camber & toe-in adjustments set
- Filled with HP gear oil
- Single shocks
- Ford 9" 3rd member w/open differential-any gear ratio

Shown with options:

- Drilled / Slotted rotors
- Stainless steel hose & junction block kit
- Show model polish & chromed

\$7945 as shown

Completely Assembled
Pre-aligned camber & toe-in adjustments set
Filled with HP gear oil



This view shows the Torque Arrest™ radius rods and pinion support kit. Also shown is the optional polished Strange aluminum 3rd member and chromed yoke.

\$5495 Model Includes

- Complete functioning rear suspension hub to hub width from 52" to 61"
- New Performance Ford 9" gears - 2.50 to 4.50 ratio
- Cast iron 3rd member housing, painted
- New finned aluminum calipers with 11" zinc plated vented rotors
- Tubular steel control arms
- Stainless steel rear tie bar
- Heat treated cast aluminum housing and outer hub uprights
- New forged 31 spline axles
- Corvette hub flange & bearing packs, bearings and seals
- Heavy duty U-joints and half shafts
- Single shock and spring per side (we recommend an additional coil over per side for high performance or heavier cars - 2800 lbs. and up)
- Billet aluminum coil over shocks
- Crossmember with upper shock support and urethane bushings from housing to crossmember
- Front tie bar and pinion support rods and torque arrest radius rod and frame bracket kit
- More wheel travel - Full 5"
- Pre aligned, fully assembled and filled with H/P gear oil - ready to run, not just boxes of parts!

Optional Items

Polished aluminum 3rd member & chrome pinon yoke, stainless steel hardware	\$1000
Cast stainless steel control arms	\$925
Tubular stainless steel control arms	\$625
Extreme duty tube control arms	\$300
Extreme duty half shafts	\$350
Limited slip differential	\$475
2 additional coil over shocks with springs (for heavier cars)	\$550
Single emergency brake with cable bracket	\$250
Dual emergency brake with cable bracket	\$500
Stainless steel hose & junction block kit & bleeder kit	\$150
Drilled and slotted rotors	\$200
New style housing	\$100

Show Polish & Chrome Upgrade Includes

Polished finned aluminum housing, calipers, control arms, adjusters, rear tie bar, thru bolts, chrome springs, polished outer hub uprights, chrome caliper brackets & slider bolts, control arm pivot plate, axle retainers, half shafts, yokes & flanges, straps, U-joint dress-up caps, front tie bar, pinion support rods and Torque Arrest™ radius rods, polished shocks

Prices do not include shipping and handling. CA residents add sales tax. Prices subject to change without notice.

TRI-5 CHASSIS

Standard Chassis Features:


New Independent Front Suspension

- Heavy duty 1 1/8" mild steel A-arms
- 11" vented rotors
- Wilwood 4 piston calipers
- 1 1/8" anti sway bar, 58" hub width

New Independent Rear Suspension

- Heavy duty 1 1/8" mild steel control arms
- 4 shocks & springs
- 1" anti sway bar or 56" or 58" hub width

Starting at **\$17,995**



Also includes:

- All body mounts on frame
- Rugged 2"x4" rectangular steel custom formed frame rails (Morrison)
- Radiator core support
- Engine & transmission mounts S.B.C.



Optional Items

BIG BRAKES: 13" front rotors - drilled, 6 piston calipers, aluminum hubs (shown)	\$2000
Chrome power rack & pinion	\$300
Chrome & polish front & rear suspension	\$3000
Limited slip differential	\$475
Strange Engineering Polished Aluminum 9" 3rd member & chrome yoke	\$1000
Drilled & slotted rear rotors	\$200
Dual polished E-brake with polished cable bracket	\$800
Stainless steel hose & junction block kit	\$150

Prices do not include shipping and handling.
CA residents add sales tax. Prices subject to change without notice.

REMOTE RESERVOIRS

NEWLY REDESIGNED! Made from billet aluminum. Available in plain or polished finish.

Each reservoir holds 2 3/4 fluid ounces



Single **\$110**
3-3/8"H x 2-1/4"D x 2"L

Double **\$150**
3-3/8"H x 2-1/4"D x 4"L

Triple **\$180**
3-3/8"H x 2-1/4"D x 6"L

CAST IRON



CAST IRON /
CORVETTE M/C
\$80

REMOTE FILL LID
gasket included
\$40



ALUMINUM



ALUMINUM M/C
\$140

REMOTE FILL ADAPTERS
\$40



REMOTE FILL KITS

Specify for cast iron or aluminum M/C

Includes filler, lid or adapters, hoses and fittings



Single
\$150

Double
\$210

Triple
\$290

STAINLESS STEEL HOLD DOWN CLAMPS

Each package includes clamps made from heavy gauge stainless steel, 10/32 s.s. button head allen screws and Phillips head s.s. sheet metal screws. Individually packaged by size.

Available in single & double in these sizes:

3/16", 1/4", 5/16", 3/8", 1/2", 5/8", 3/4" & 7/8"

Also in combo doubles:

3/16" x 3/8" & 5/16" x 3/8"


SINGLE CLAMPS

3/16" to 1/2" **\$17.95 dz**
5/8" to 7/8" **\$17.95 - 8pcs**

DOUBLE CLAMPS

3/16" to 1/2" & combo **\$17.95 - 6pcs**
5/8" to 7/8" **\$17.95 - 4pcs**

Secure hard
lines, hoses,
cables, wire
looms...
18 sizes to fit
your special
applications



2pc. Style Clamps - Set of 4 **\$17⁹⁵/pack**



Separators
Hold Down
w/Base



3/8" or 3/16" double
only. No single
or combos



Flat Stand
Off



90°
Stand Off

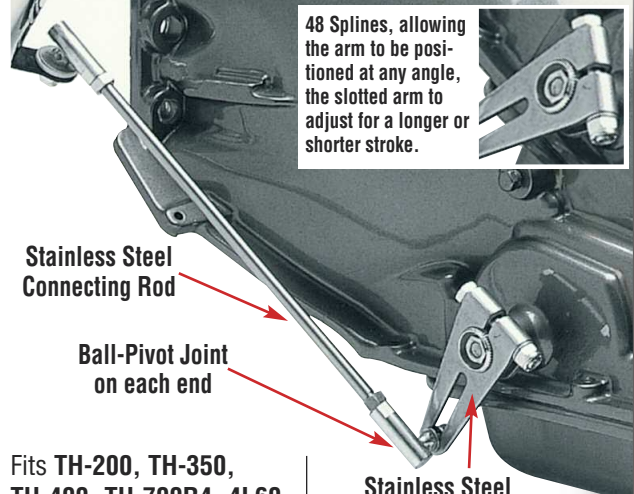


Steering Wheel Mock-Up

Our Steering Wheel Mock-up allows you to dial in wheel placement, angle distance from dash and driver, all without using and maybe damaging an expensive steering wheel. 15" in dia. aluminum dish wheel comes complete with an aluminum hub adapter.

\$59.95

STAINLESS STEEL SHIFT ARM KIT



48 Splines, allowing the arm to be positioned at any angle, the slotted arm to adjust for a longer or shorter stroke.

Stainless Steel
Connecting Rod

Ball-Pivot Joint
on each end

Stainless Steel
Shift Arm

Fits TH-200, TH-350,
TH-400, TH-700R4, 4L60,
4L60E, & 4L80E GM

transmissions. This is the proper linkage kit to connect your column or floor shifter to any of the listed transmissions. The 48 splines allow for a full 360° rotation, also the ball-pivot rod end can be locked into the slotted arm to adjust for a longer or shorter stroke.

Shift Arm
Kit Complete
\$49⁹⁵

Shift Arm
Only
\$38⁹⁵

Kit Includes:

- Rugged stainless steel shift arm, splined aluminum button
- Column bushing
- Either the short threaded (10"-17") or long threaded (17"-23") connecting rod.
- 2 Ball-pivot joints
- All necessary hardware

Add \$10 for polishing

Please specify long or short length when ordering

STAINLESS STEEL ADJUSTERS

5/8" with 1/2" or 5/8" sleeves. 3/4" with 5/8" sleeve only. Available in RH & LH threads, except 3/4" Multi adjuster.



Multi-Angle

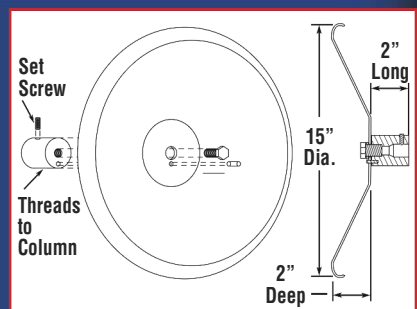
Starting at
5/8" **\$50 ea.**
3/4" **\$52 ea.**

Polished add **\$16**

Straight

Starting at
5/8" **\$33 ea.**
3/4" **\$35 ea.**

Polished add **\$11**



BRAKE PEDAL ASSEMBLIES and Accessories

90° UNDER DASH

Brake Pedal Assembly Bare \$240

Brake with Cast Iron M/C \$310
Slotted Pedal Arm Add \$40 ea.

Brake with Cast Iron M/C & 7" Booster \$480
With Remote Fill Lid Add \$40

Brake with Aluminum M/C (Standard Fill) \$370

Brake & Clutch Pedal Assembly Bare \$325

Brake & Clutch with Cast Iron M/C & Clutch M/C \$465
Solid Pedal Arms Standard

Brake & Clutch with Aluminum M/C (standard fill) & Clutch M/C \$525

Brake & Clutch with Cast Iron M/C & 8" Dual Booster \$665

Brake Light Switch
Add \$25

INSTALL BRACKETS

for 90° pedal Assembly \$45/pr.

SLOTTED PEDAL ARM

Add \$40 ea.

BANJO FITTING

for Brake M/C \$33/set

THRU FIREWALL ASSEMBLIES

Brake With Corvette M/C \$270

Brake with Aluminum M/C & 7" Booster \$500

Brake & Clutch with Cast Iron M/C, Clutch M/C & 8" Dual Booster \$610

Brake & Clutch w/ Aluminum M/C. (standard fill) & Clutch M/C \$410

Slotted Pedal Arm Add \$40 ea.

Boosters
7" dia. x 3 1/2" long
or
8" dia. x 5" long

M/C's
Vette Cast Iron - 8" long
Aluminum - 6" long

Clutch Pedal
add 3 1/2" to width
5" between pedals

180° UNDER DASH

Aluminum M/C 4" wide \$345
w/Remote Fill (as shown) Add \$40

Brake Pedal Bare \$215
Brake & Clutch Pedal Bare \$295

180° B&C with Aluminum Clutch M/C \$495

6 1/2" wide x 10" tall
16" from top of M/C to bottom of pedal

BALANCE BARS

Visit Our Website & check out our **NEW Balance Bar Systems**

Double M/C Balance Bar Pedal Assembly - 180° \$505
5 1/2" wide x 15" tall x 9 1/2" deep
Clutch add 3"

Double M/C Balance Bar Assembly - Thru Firewall \$450
M/C - 4" long
5" wide x 4" deep • Clutch add 2 1/2"
14" from top of M/C to bottom of pedal

PEDAL PADS

Pad Mount \$20 ea.

2" x 3 1/8" \$30 ea.

2 5/8" x 4 1/2" \$30 ea.

3" dia. \$30 ea.

***3" x 2" S.S. Polished** \$60 ea.
* Pedal mount not required

***1 3/4" x 3" S.S. Polished** \$60 ea.

For a complete list of all available brake assemblies check out kugelkomponents.com
Prices do not include shipping and handling. All prices are subject to change without notice



451 Park Industrial Dr. • La Habra, CA 90631
(562) 691-7006
kugelkomponents.com



Prices do not include shipping and handling. CA residents add sales tax. Prices subject to change without notice.